

CyberData *Installation Quick Reference*
The IP Endpoint Company
2-Port PoE Gigabit Switch
011187

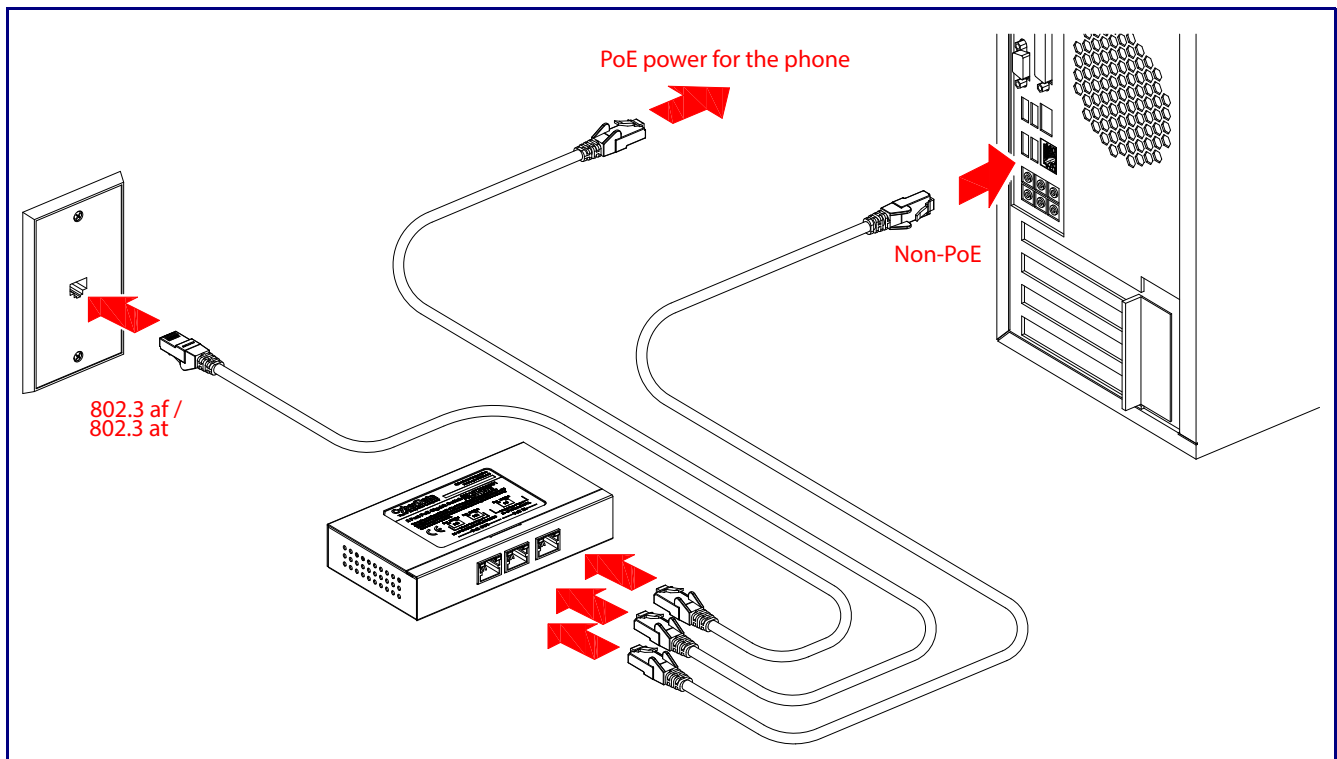


Installation Method

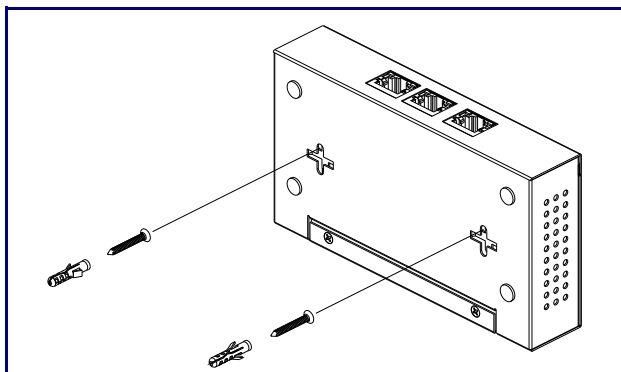
The site where you install the switch may greatly affect its performance. When installing, please take the following into consideration.

- Install the switch in a cool, dry place. See the technical specifications tab at <https://www.cyberdata.net/products/011187> for the acceptable temperature and humidity operating ranges.
- Install the switch on a secure, level surface. Alternatively, the switch can be applied to any smooth dry surface using furnished stick-on tape.
- Leave at least 10cm of space at the front and rear of the switch to ensure adequate ventilation.

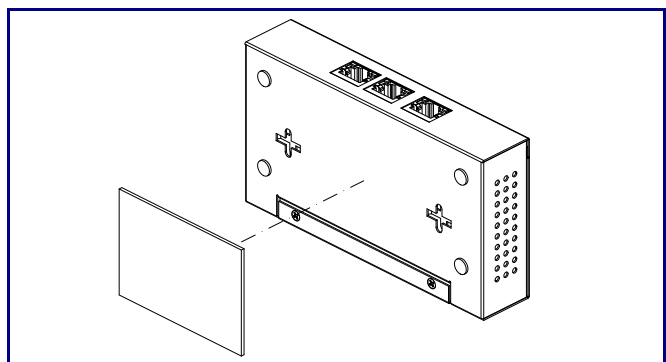
Typical Installation



Screw* Mounting

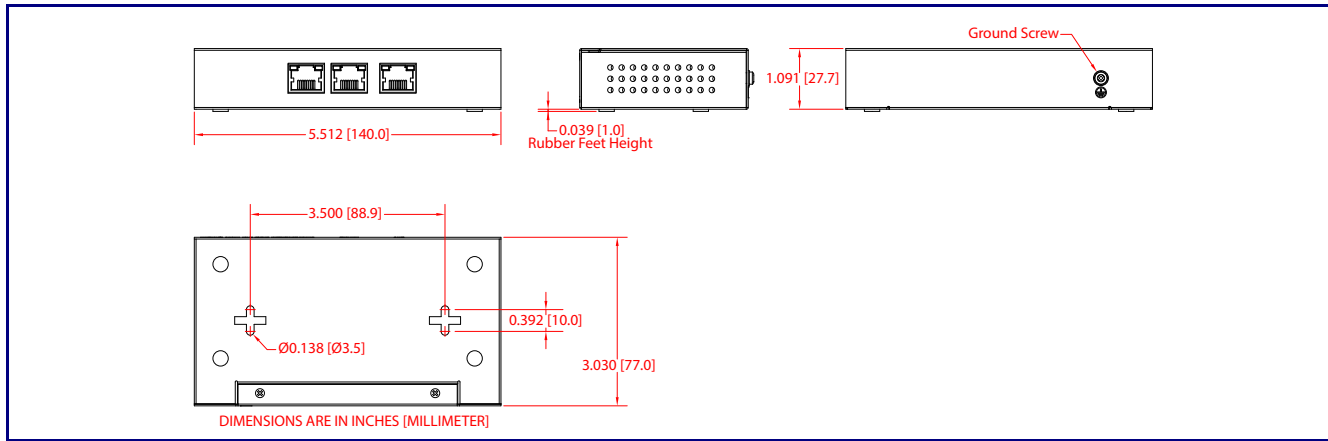


Adhesive* Mounting




* Mounting screws and adhesive are included

Dimensions



Powering on the 2-Port PoE Gigabit Switch

The switch is powered by your existing central POE Switch. No additional power supply is required. Simply plug your cable from your central POE switch into the PD port of the switch and your switch will power on for use.



How the Input Power is Distributed

LED	Status	Description
PD (Amber)	ON	Switch has a connection from the PD port to the PSE device. Power has been successfully applied.
	OFF	Connection to the PSE device is not present. No power has been applied to the switch.
PSE (Amber)	ON	PD device such as IP phone is connected to the port and drawing power.
	OFF	PD device is not connected or no power is being drawn from the switch.
Link/Act (Green)	ON	A valid link is established.
	Blink	Traffic is present on port.
	OFF	No link has been established.

Contacting CyberData

Corporate Headquarters

CyberData Corporation
3 Justin Court
Monterey, CA 93940, USA

Phone: 831-373-2601
Fax: 831-373-4193
<https://www.cyberdata.net/>

Sales: 831-373-2601 ext. 334
Support: 831-373-2601 ext. 333
Support Website: <https://support.cyberdata.net/>
RMA Department Contact and Status: <https://support.cyberdata.net/>
Warranty Information: <https://support.cyberdata.net/>