

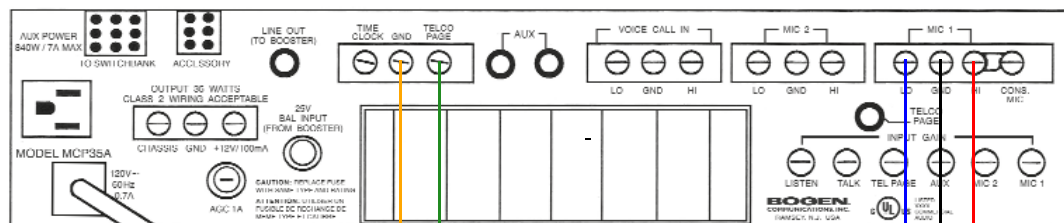


GENERAL ALERT

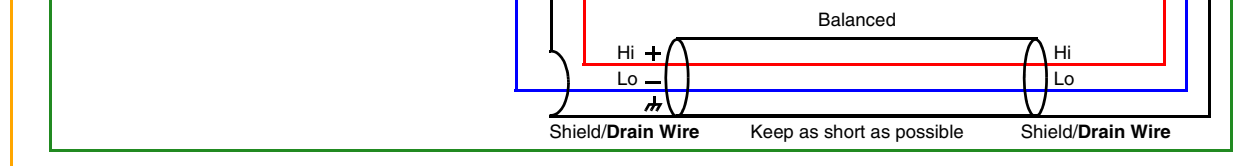
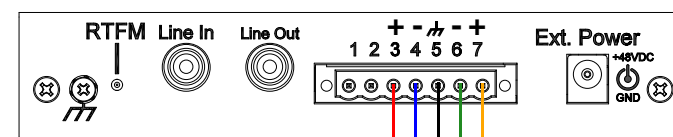
Caution

Equipment Hazard: All equipment should be powered down prior to making wiring connections and changing switch positions.

BOGEN MCP35A Amplifier



SIP Paging Adapter Connections



Page Port Connections

Pin	Description
1	Fault Sense Input (Common).
2	Fault Sense Input (Sense).
3	Positive 600-Ohm Audio Output ^a
4	Negative 600-Ohm Audio Output ^a
5	Audio Ground Reference.
6	Relay Contact - Common ^b
7	Relay Contact - Normally Open ^b

a. The 600-Ohm audio output of the page port is also suited for interfaces with lower input impedances.

b. 1 Amp at 30 VDC for continuous loads.

Notes

Enable **Activate Relay on Local Audio** on the **Device** page of the device's web interface.

On the Amplifier Set the Jumper J1 to the **Off** position.

2-conductor, shielded speaker wire is recommended.