

CyberData
The IP Endpoint Company

Installation Quick Reference
Multicast VoIP Microphone
SIP Compliant
011446






Parameter	Factory Default Setting
IP Addressing	DHCP
IP Address ^a	10.10.10.10
Web Access Username	admin
Web Access Password	admin
Subnet Mask ^a	255.0.0.0
Default Gateway ^a	10.0.0.1

a. Default if there is not a DHCP server present.

Getting Started

- Download the *Multicast VoIP Microphone Operations Guide* PDF file, from the product page at: <https://www.cyberdata.net/products/011446>
- Create a plan for the locations of your Multicast VoIP Microphones.
- **WARNING:** This product should be installed by a licensed electrician according to all local electrical and building codes.
- **WARNING:** To prevent injury, this apparatus must be securely attached to the floor/wall in accordance with the installation instructions.
- **WARNING:** The PoE connector is intended for intra-building connections only and does not route to the outside plant.
- **WARNING:** This enclosure is not rated for any AC voltages!

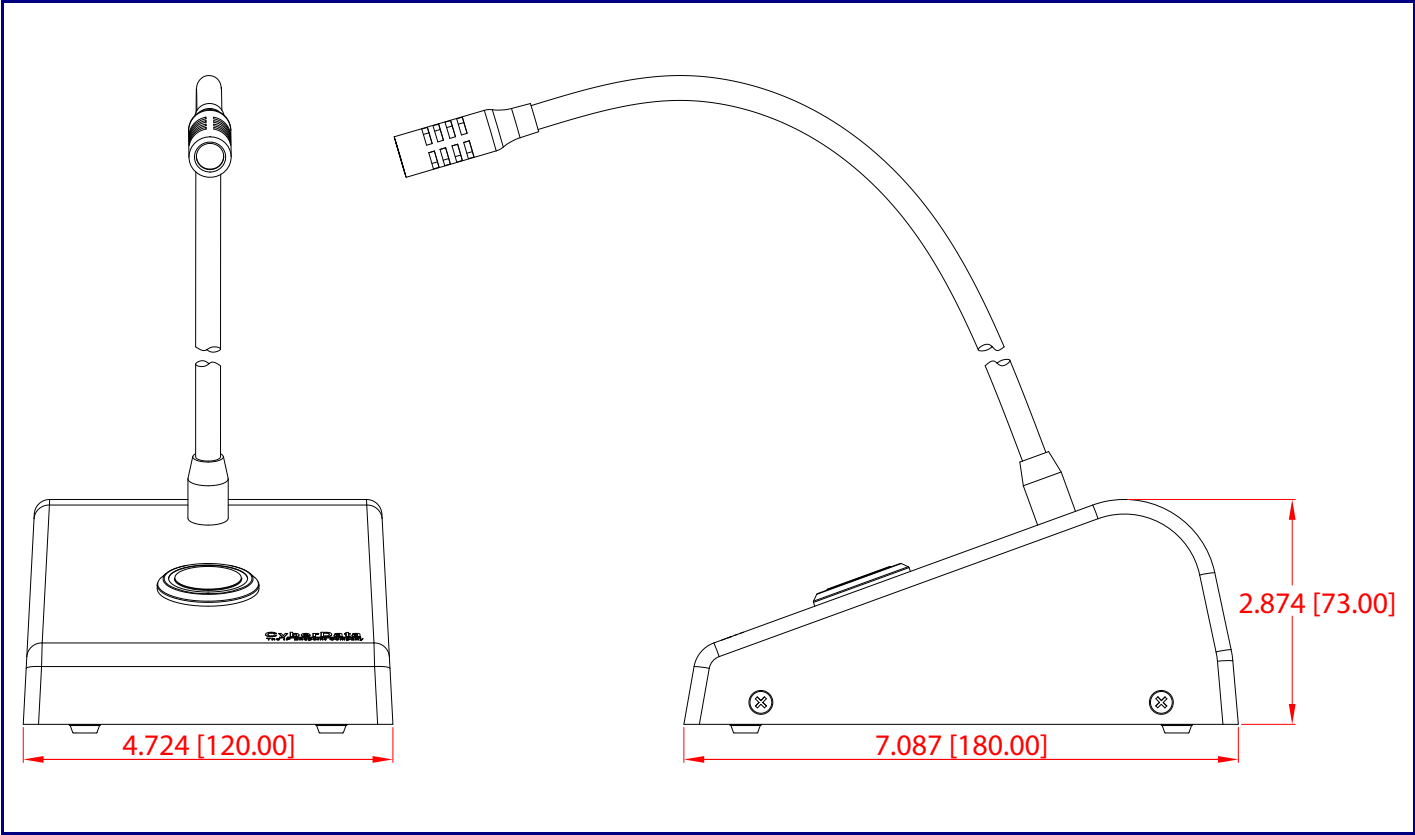
Parts

(1) Multicast VoIP Microphone	(1) Mounting Kit	
	 (4) #6 x 1.25 inches Sheet Metal Screw	 (4) #6 Ribbed Plastic Anchor

Contacting CyberData

Corporate Headquarters CyberData Corporation 3 Justin Court Monterey, CA 93940, USA Phone: 831-373-2601 Fax: 831-373-4193 http://www.cyberdata.net/	Sales: 831-373-2601 ext. 334 Support: 831-373-2601 ext. 333 Support Website: http://support.cyberdata.net/ RMA Department: 831-373-2601 ext. 136 RMA Email: RMA@CyberData.net RMA Status: http://support.cyberdata.net/ Warranty Information: http://support.cyberdata.net/
---	--

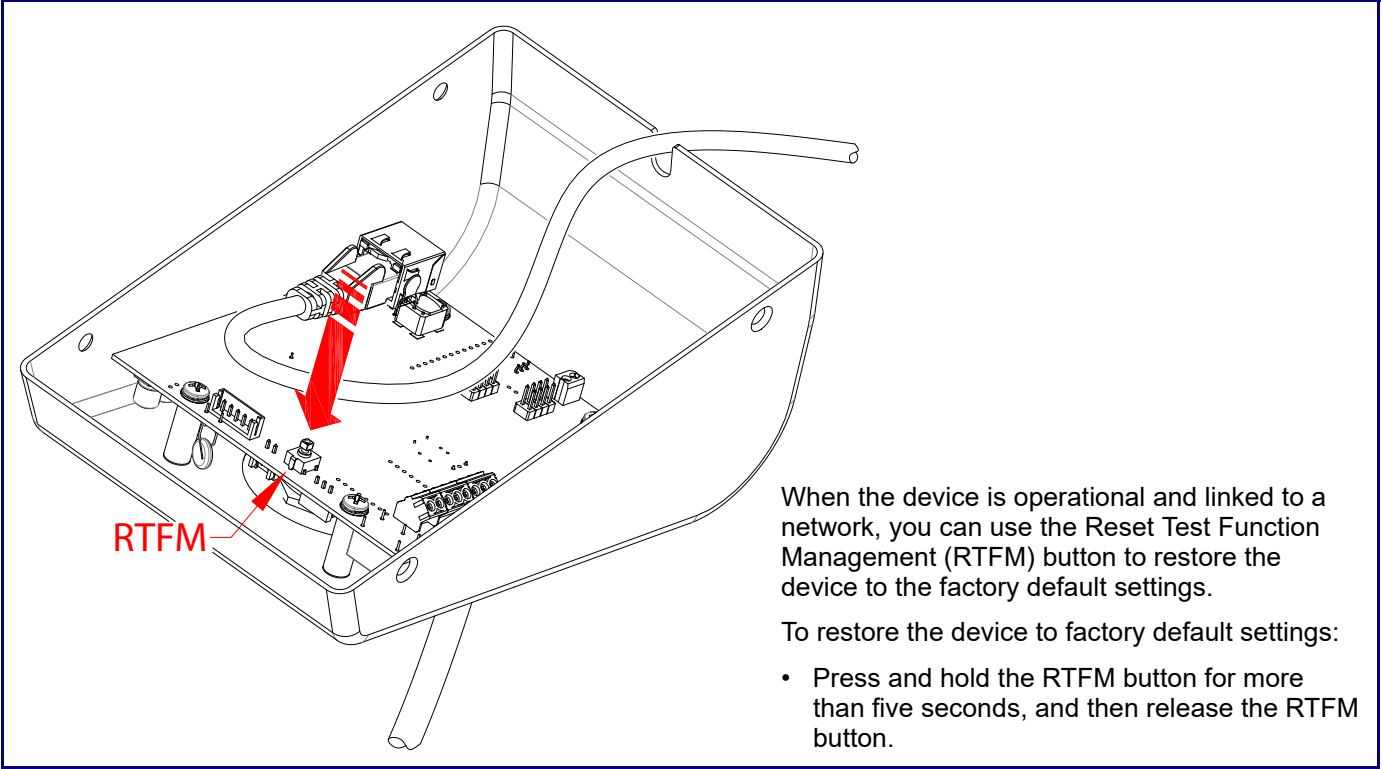
Dimensions



Paging to Multicast Enabled Endpoints



RTFM Button



Connecting the Network Cable

