

CyberData

The IP Endpoint Company

Installation Quick Reference

Multicast Wall Mount Speaker


011487



Parameter	Factory Default Setting
IP Addressing	DHCP
IP Address <sup>a</sup>	IPv4 Link Local
Web Access Username	admin
Web Access Password	admin
Subnet Mask <sup>a</sup>	IPv4 Link Local
Default Gateway <sup>a</sup>	IPv4 Link Local

a. Default if there is not a DHCP server present.

Typical System Installation



Getting Started

- Download the *Operations Guide* PDF file, from the **Downloads** tab at the following webpage:  
<https://www.cyberdata.net/products/011487/>
- Create a plan for the locations of your speakers.
- WARNING:** This product should be installed by a licensed electrician according to all local electrical and building codes.
- WARNING:** To prevent injury, this apparatus must be securely attached to the floor/wall in accordance with the installation instructions.
- WARNING:** The PoE connector is intended for intra-building connections only and does not route to the outside plant.
- WARNING:** This enclosure is not rated for any AC voltages!

Parts

(1) Multicast Wall Mount Speaker

(1) Base Mount (Two Pieces)

(1) Universal Joint

(4) Mounting Screws  
(2) 20mm Long Screws  
(2) 30mm Long Screws

Hex Driver Size: 3/16-inch/ 5mm

Contacting CyberData

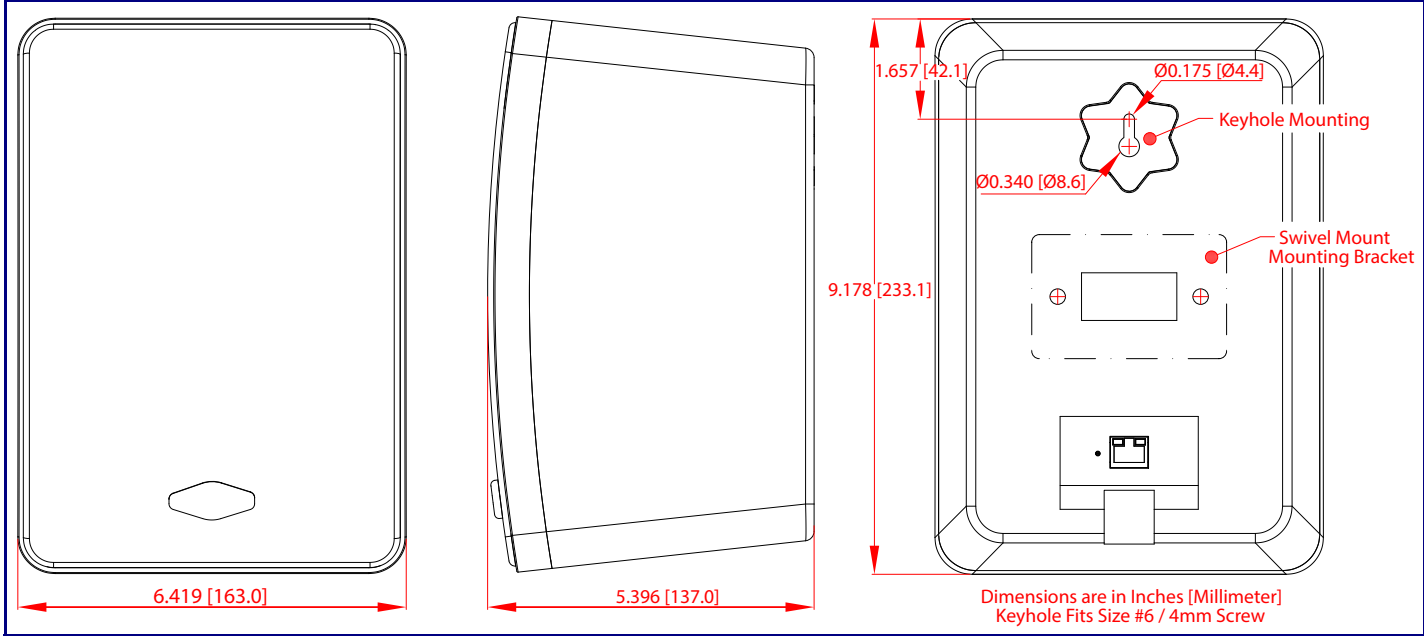
Corporate Headquarters

CyberData Corporation  
3 Justin Court  
Monterey, CA 93940, USA

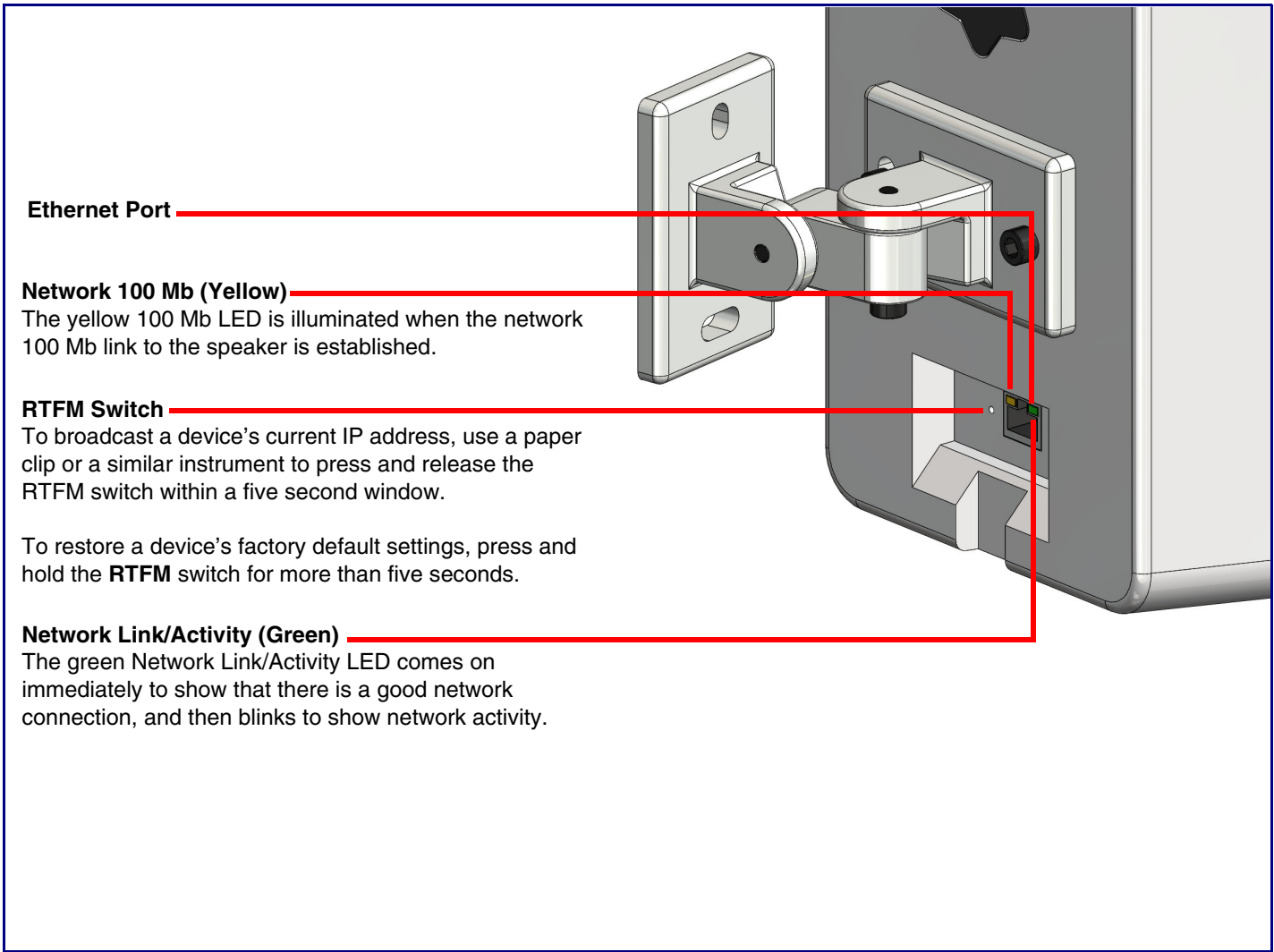
Phone: 831-373-2601  
Fax: 831-373-4193  
<https://www.cyberdata.net/>

Sales: 831-373-2601 ext. 334  
Support: 831-373-2601 ext. 333  
Support Website: <https://support.cyberdata.net/>  
RMA Department Contact and Status: <https://support.cyberdata.net/>  
Warranty Information: <https://support.cyberdata.net/>

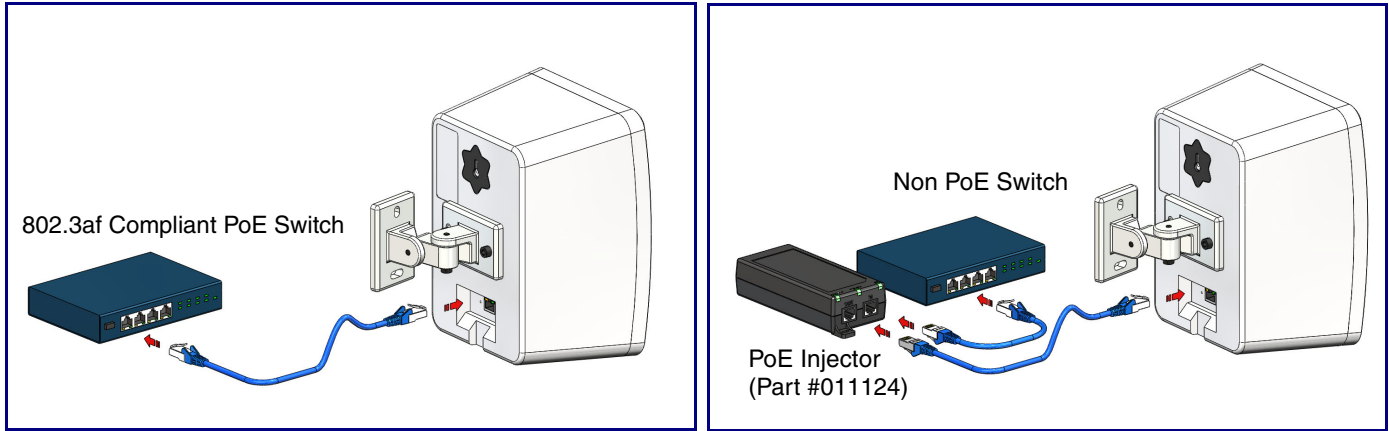
Dimensions



Features



Connecting Power



Mounting

