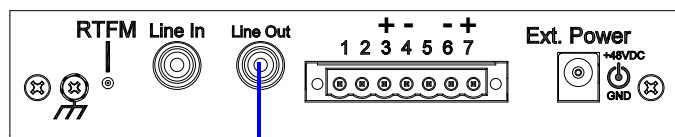
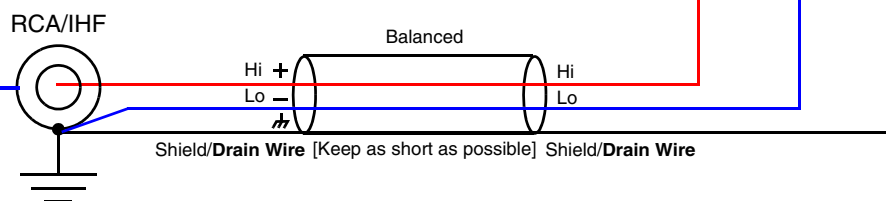
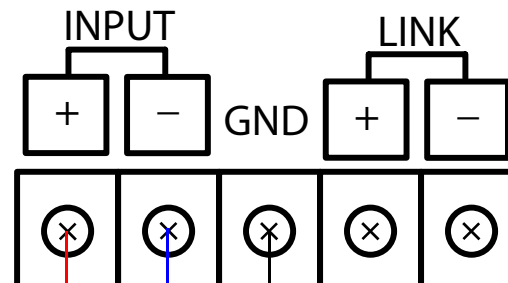


### Singlewire Paging Adapter Connections



### Jeil JPA-120A/240A Amplifier



### Singlewire Paging Adapter Output Connections

Pin	Description
1	Fault Sense Input (Common).
2	Fault Sense Input (Sense).
3	Positive 600-Ohm Audio Output <sup>a</sup>
4	Negative 600-Ohm Audio Output <sup>a</sup>
5	Audio Ground Reference.
6	Relay Contact - Common <sup>b</sup>
7	Relay Contact - Normally Open <sup>b</sup>

### Notes

CyberData SIP Paging Adapter's RCA line level output connects to the INPUT terminals on the Jeil JPA-120A/240A paging amplifier. If audio volume is low, disconnect the ground shield from the JPA-120A/240A terminal block.

2-conductor, shielded speaker wire is recommended.

a. The 600-Ohm audio output of the page port is also suited for interfaces with lower input impedances.

b. 1 Amp at 30 VDC for continuous loads.