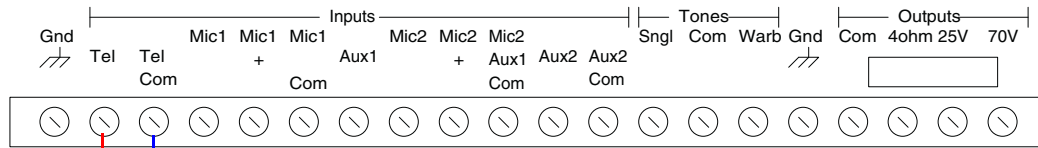
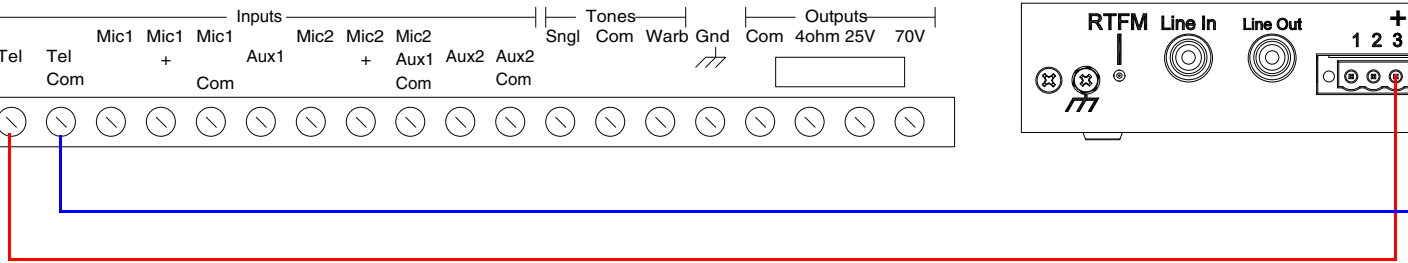
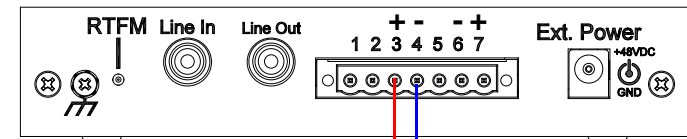


Clarity SWM-35A, SWM-60A, SWM-100A Amplifier



Singlewire Paging Adapter Connections



Page Port Output Connections

Pin	Description
1	Fault Sense Input (Common).
2	Fault Sense Input (Sense).
3	Positive 600-Ohm Audio Output ^a
4	Negative 600-Ohm Audio Output ^a
5	Audio Ground Reference.
6	Relay Contact - Common ^b
7	Relay Contact - Normally Open ^b

Notes

The unit has a Mic1/Tel switch that should be in the Tel position. Our 600 Ohm Page Audio from the Singlewire Paging Adapter (Pins 3 and 4) would connect to the Mic1/Tel screw down terminals on the Clarity amplifier so that an incoming page will mute the other channels.

a. The 600-Ohm audio output of the page port is also suited for interfaces with lower input impedances.

b. 1 Amp at 30 VDC for continuous loads.