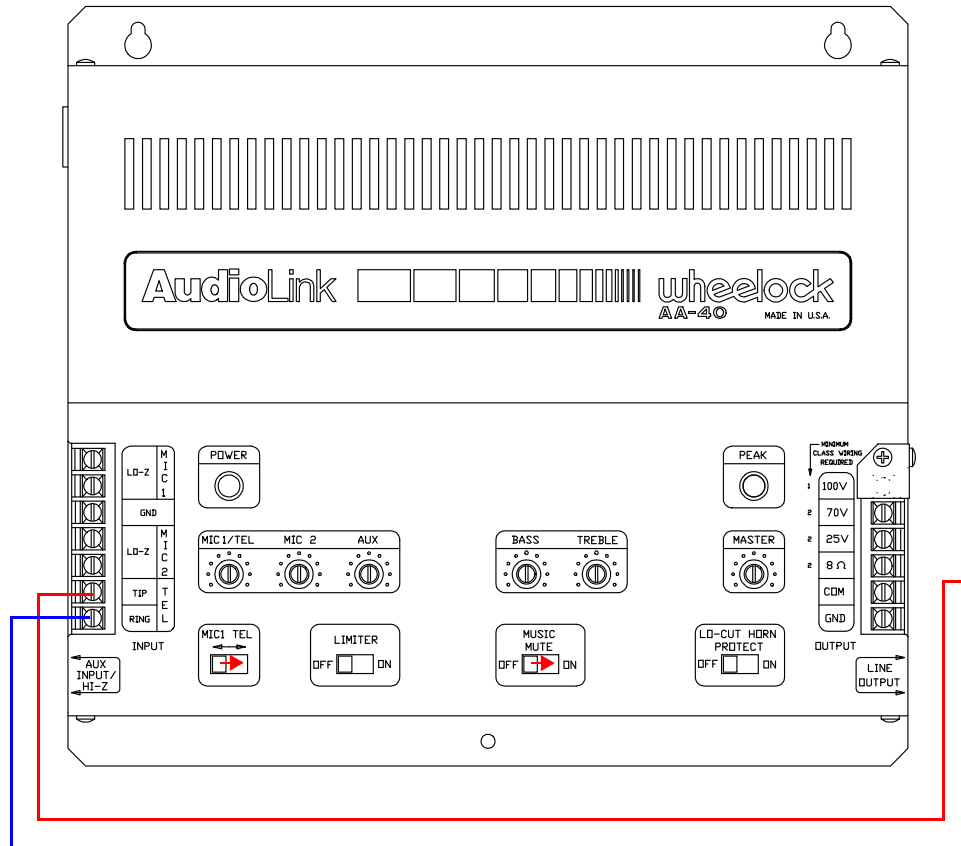
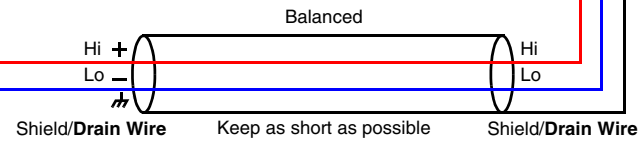
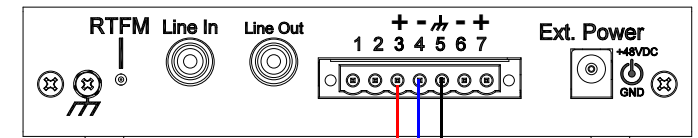


Cooper - Wheelock AA-20 or 40 Analog Amplifier



SIP Paging Adapter Connections



Page Port Connections

Pin	Description
1	Fault Sense Input (Common).
2	Fault Sense Input (Sense).
3	Positive 600-Ohm Audio Output ^a
4	Negative 600-Ohm Audio Output ^a
5	Audio Ground Reference.
6	Relay Contact - Common ^b
7	Relay Contact - Normally Open ^b

Notes

Set the **TEL/MIC 1** Switch (on the front panel) to the **TEL** position.

Set the **Music Mute** selector switch to the **ON** position to mute background music on the AUX line-in during a page.

2-conductor, shielded speaker wire is recommended.

a. The 600-Ohm audio output of the page port is also suited for interfaces with lower input impedances.

b. 1 Amp at 30 VDC for continuous loads.