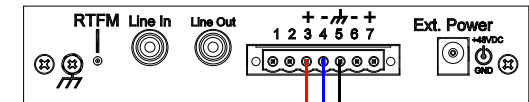
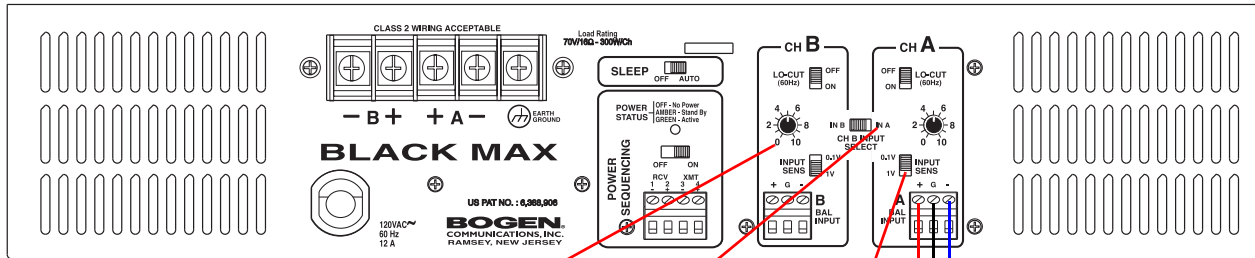


### Bogen Black Max X300/X600/X450 Amplifier

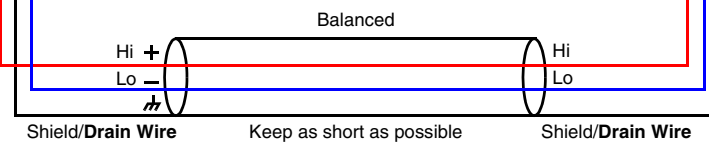
### Singlewire Paging Adapter Connections



Turn down the gain prior to testing and gradually increase it.

Select **IN A** on the selector switch

Change the **Input Sensitivity** to 1V.



### Page Port Output Connections

Pin	Description
1	Fault Sense Input (Common).
2	Fault Sense Input (Sense).
3	Positive 600-Ohm Audio Output <sup>a</sup>
4	Negative 600-Ohm Audio Output <sup>a</sup>
5	Audio Ground Reference.
6	Relay Contact - Common <sup>b</sup>
7	Relay Contact - Normally Open <sup>b</sup>

a. The 600-Ohm audio output of the page port is also suited for interfaces with lower input impedances.

b. 1 Amp at 30 VDC for continuous loads.

### Notes

2 conductor, shielded speaker wire is recommended.



### Caution

**Equipment Hazard:** All equipment should be powered down prior to making wiring connections and changing switch positions.