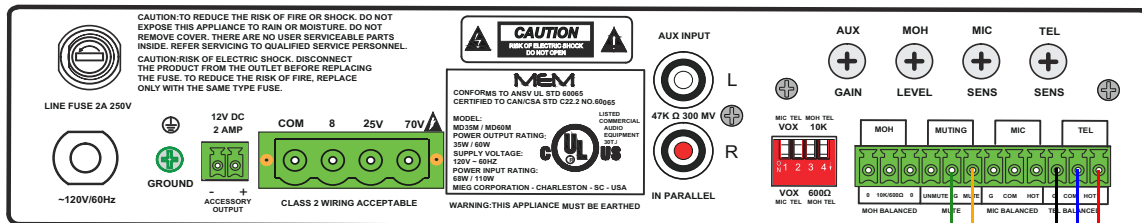




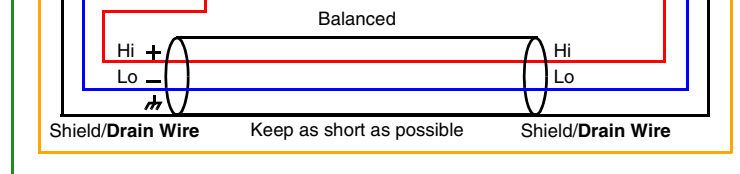
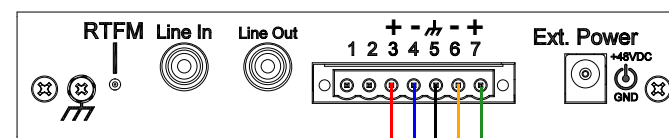
### Caution

*Equipment Hazard:* All equipment should be powered down prior to making wiring connections and changing switch positions.

### MEM Audio MD35M Amplifier



### SIP Paging Adapter Connections



### Page Port Connections

Pin	Description
1	Fault Sense Input (Common).
2	Fault Sense Input (Sense).
3	Positive 600-Ohm Audio Output <sup>a</sup>
4	Negative 600-Ohm Audio Output <sup>a</sup>
5	Audio Ground Reference.
6	Relay Contact - Common <sup>b</sup>
7	Relay Contact - Normally Open <sup>b</sup>

a. The 600-Ohm audio output of the page port is also suited for interfaces with lower input impedances.

b. 1 Amp at 30 VDC for continuous loads.

### Notes

Please enable the setting **Enable Relay on Local Audio** which is located on the **Device** tab of the unit's web interface.

2-conductor, shielded speaker wire is recommended.